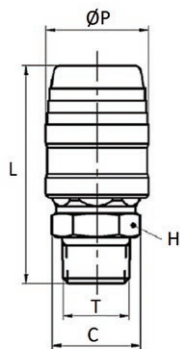


CD-25S-M

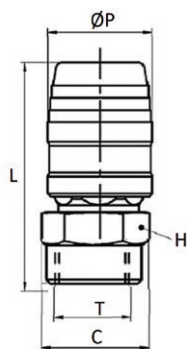
Male quick coupler BSPT, DN 5,2



CODE	T	P	C	H	L
CD-25S-M1/4	R1/4"	26,6	21,5	19	54,1
CD-25S-M3/8	R3/8"	26,6	21,5	19	55,1
CD-25S-M1/2	R1/2"	26,6	24,6	22	59,6
CD-25S-M1/2G	G1/2"	26,6	26,5	24	57,1

CD-25S-H

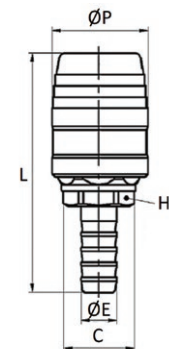
Female quick coupler BSPP, DN 5,2



CODE	T	P	C	H	L
CD-25S-H1/4	G1/4"	26,6	21,5	19	52,1
CD-25S-H3/8	G3/8"	26,6	24,6	22	53,6
CD-25S-H1/2	G1/2"	26,6	27,5	25	57,8

CD-25S-E

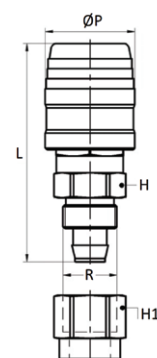
Quick coupler with barb connector, DN 5,2



CODE	E	C	P	L	H
CD-25S-E6	7,20	21,5	26,6	61,6	19
CD-25S-E8	9,20	21,5	26,6	61,6	19
CD-25S-E10	11,20	21,5	26,6	65,6	19
CD-25S-E12	13,20	21,5	26,6	70,6	19
CD-25S-E13	13,80	21,5	26,6	70,6	19

CD-25S-PM

Quick coupler with push-on fitting, DN 5,2



CODE	Ø TUBE	R	P	L	H	H1
CD-25S-PM08	8X12	M16X1	26,6	65,4	19	19
CD-25S-PM10	10X15	M20X1	26,6	70,2	22	22

To used with PU-PVC

